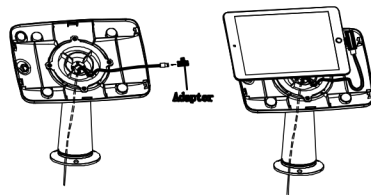
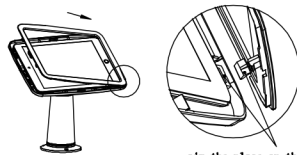


Place the ipad

7. Place the ipad



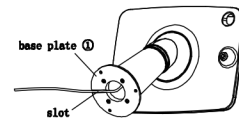
8. Front panel installation



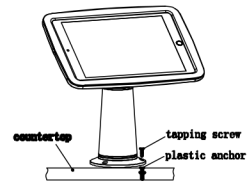
5

Installation ①

9. Put the cable into the slot in base plate



10.

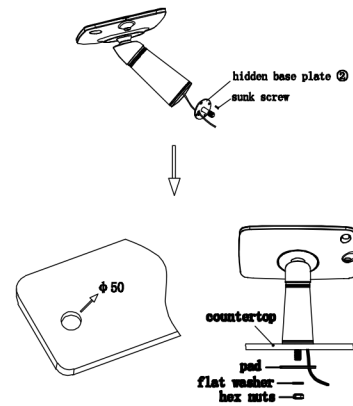


use plastic anchor and tapping screw to drill the stand into the countertop

6

Installation ②


11.



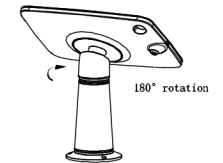
7

Product Usage

12. Smoothly rotates 360°



13. Angle of rotation



8